



NATURE ENERGY

info@bestemuz.com

+34 609 777 904

HIITIO

CONTACT US

ZHEJIANG HECHENG SMART ELECTRIC CO.,LTD
ADD: NO. 1125, ZHIXING STREET, QIAONAN DEVELOPMENT ZONE, XIAOSHAN
ECONOMIC AND TECHNOLOGICAL DEVELOPMENT ZONE, HANGZHOU, ZHEJIANG, CHINA
:(%6,7(:::+,,7,2&20
(0\$,/6\$/6#+,,7,2&20

HIITIO



NATURE ENERGY

info@bestemuz.com

+34 609 777 904



MICRO INVERTER SERIES

PV OPTIMIZER SERIES

RAPID SHUTDOWN SERIES

PV COMBINER-BOX SERIES

PV FUSES SERIES

DC CIRCUIT BREAKER SERIES

SURGE PROTECTION SERIES

CONTENTS

01

About Hecheng Smart Electric

About US 01

02

Micro Inverter Series

Micro Inverter 03

Micro Inverter 04

Micro Inverter 05

Micro Inverter 06

03

PV Optimizer Series

HCP01 PV Optimizer 07

Rapid Shutdown Series

HCPST PV Shutdown 08

PV Combiner-box Series

PV COMBINER-BOX 09

PV Fuses Series

HCPVT1000-10R 10

DC Circuit Breaker Series

HCPDH1000-10R 11

Surge Protection Series

HCPSP1000-10R 12



HIITIO

Our Vision:
To be the world's leading supplier focused on HVAC/R and new energy electrical solutions.

Our Mission:
Stick to the original heart and make better products.


Our Values:
Customer-oriented, Persistent struggle.
Harmony and cooperation, sincerity and trustworthiness.

About US

Zhejiang Hecheng Smart Electric Co., Ltd., founded in 2004, is now headquartered in Xiaoshan Economic and Technological Development Zone, Hangzhou, Zhejiang Province, covering an area of 30,000 m² with another two manufacturing sites located in Mingguang City Anhui Province and Yueqing City Zhejiang province.

As a global leading supplier in renewable energy and industrial control solutions, Hecheng Electric focuses on electrical applications in such areas as HVAC/R, electric vehicle, solar photovoltaic system, energy storage system, industrial control etc. Our product line includes high voltage DC relays / contactors, high voltage DC fuses, UL 489 circuit breakers, DP contactors, A/C disconnect switches, pull-out switches, IEC industrial contactors, micro inverters, PV rapid shutdown, solar optimizer, DC miniature circuit breakers, surge protection devices, combination boxes etc. most of which are granted international certifications like UL, CSA, INTERTEK, CE, CB, TUV, etc. and also REACH & ROHS compliant. Hecheng Electric is certified by ISO 9001 system. PLM+ERP+MES system ensures the digitalization and intelligence of our factory production, enabling the traceability of our R&D, manufacturing and selling processes.

We have rich experience in producing and trading with automatic production lines, advanced laboratories, professional and responsive R&D and sales team. As an 18-year professional manufacturer and exporter, you can get the best quality products and the most competitive price here.



HIITIO

Headquarters

Zhejiang Hecheng Electric Co., Ltd
Email: sales@hecheng-electric.com
Phone: +86 132 1617 9977
Address: No. 1125, Zhixing Road, Qiaonan Development Zone,
Xiaoshan Economic and Technological Development Zone Hangzhou



Factories

Mingguang Hecheng Electric Co., Ltd.
NO.21 Hongwu Road, Mingguang Industry Park,
Mingguang City, Anhui
Yueqing HeCheng Electrical Co., Ltd
Add: 538# Dongdajie, Beibaixiang, Baitawang Industrial Zone,
Wenzhou, Zhejiang, China, 325603



Why Choose Us?

24/7 Emergency Callout

18 years OEM production experience ensure quality products with quick delivery time.

Fully Qualified & Insured

We adopt ISO 9001:2008 System, We use PLM+ERP System for R&D and production control to ensure quality.

Certification

Before marketing, Whole products approved by UL, CSA, TUV, CCC, CE and necessary testing

MICRO INVERTER series

MICRO INVERTER Series



Features

- ◆ WIFI communication and cloud monitoring
- ◆ Single phase output; Flexible 3-phase PV system
- ◆ Customized various input (DV PV) voltage range
- ◆ Nominal MPPT Efficiency: 99.5%
- ◆ Isolated Island Protection; Voltage Protection
- ◆ Frequency Protection; Temperature
- ◆ Protection; Current Protection
- ◆ Low cost; Easy installation

Standards/Approvals



MICRO INVERTER Series

+&0,



MICRO INVERTER Series

+&0,



Technical Specifications

Model	HCM1-400	HCM1-600
Input Data (DC, PV)		
Number of Input MC4 Connector	1 sets	2 sets
MPPT Voltage Range	99	22V-48V
Operation Voltage Range	99	22-50V
Maximum Input Voltage	9	52V
Startup Voltage	9	9
Maximum input power	400W	600W
Maximum input Current	\$	12 A*2
Output Data (AC)		
Single-Phase Grid Type	120V&230V	120V&230V
Rated Output Power	400VA	600VA
Maximum Output Power	400VA	600VA
Nominal Output Current	@120VAC: A /@230VAC: A	@120VAC:5A /@230VAC:2.6A
Nominal Output Voltage	120VAC /230VAC	120VAC /230VAC
Default Output Voltage Range	@120 VAC:80V-160V /@230 VAC:180V-270V	@120VAC:80V-160V /@230VAC:180V9
Nominal Output Frequency	50Hz / 60Hz	50Hz / 60Hz
Default Output Frequency Range	@50Hz: +] /@60Hz:58Hz-61Hz	@50Hz: +] /@60Hz:58Hz-61Hz
Power Factor	>	>
Total Harmonic Distortion	THD <5%	THD <5%
Maximum Units per Branch	@120VAC:5units /@230VAC: units	@120VAC: units /@230VAC: units
Efficiency		
Nominal MPPT Efficiency	99.5%	99.5%
Peak Efficiency	95%	95%
Night Power Consumption	<1W	<1W
Other Features		
Communication	WIFI(Cloud monitoring)	WIFI(Cloud monitoring)
&HUWLILFDWH&(&(9(

MICRO INVERTER series

MICRO INVERTER Series HCMI-800



MICRO INVERTER Series +&0,



Technical Specifications

Model	HCMI-800	HCMI-1200
Input Data (DC, PV)		
Number of Input MC4 Connector	2 sets	4sets
MPPT Voltage Range	22V-48V	22V-48V
Operation Voltage Range	20-50V	9
Maximum Input Voltage	9	9
Startup Voltage	9	22V
Maximum input power	800W	1200W
Maximum input Current	\$	\$
Output Data(AC)		
Single-Phase Grid Type	120V&230V	120V&230V
Rated Output Power	800VA	1200VA
Maximum Output Power	800VA	1200VA
Nominal Output Current	@120VAC: A/@230VAC: A	@120VAC: A/@230VAC:\$
Nominal Output Voltage	120VAC /230VAC	120VAC /230VAC
Default Output Voltage Range	@120VAC:80V-160V/@230VAC:1 0V-270V	@120VAC: 0V-160V /@230VAC:1 0V-270V
Nominal Output Frequency	50Hz / 60Hz	50Hz / 60Hz
Default Output Frequency Range	@50Hz:48Hz-51Hz/@60Hz:58Hz-61Hz	@50Hz:48Hz-51Hz/@60Hz:58Hz-61Hz
Power Factor	>	>
Total Harmonic Distortion	THD <5%	THD <5%
Maximum Units per Branch	@120VAC: units /@230VAC: 5units	#9&XQLWV#9&XQLWV\$&FDEOH
Efficiency		
Nominal MPPT Efficiency	99.5%	99.5%
Peak Efficiency	95%	95%
Night Power Consumption	<1W	<1W
Other Features		
Communication	WIFI(Cloud monitoring)	WIFI(Cloud monitoring)
&HUWLILFDWH&(9(&(

MICRO INVERTER series

MICRO INVERTER Series HCMI-1400



MICRO INVERTER Series +&0,



Technical Specifications

Model	HCMI-1400	HCMI-1600
Input Data (DC, PV)		
Number of Input MC4 Connector	4sets	4sets
MPPT Voltage Range	22V-48V	22V-48V
Operation Voltage Range	9	9
Maximum Input Voltage	9	9
Startup Voltage	22V	22V
Maximum input power	1400W	1600W
Maximum input Current	\$	\$
Output Data(AC)		
Single-Phase Grid Type	120V&230V	120V&230V
Rated Output Power	1400VA	1600VA
Maximum Output Power	1400VA	1600VA
Nominal Output Current	@120VAC: A/@230VAC:6A	@120VAC: A/@230VAC: A
Nominal Output Voltage	120VAC /230VAC	120VAC /230VAC
Default Output Voltage Range	@120VAC: 0V-160V/@230VAC:1 0V-270V	@120VAC: 0V-160V /@230VAC:1 0V-270V
Nominal Output Frequency	50Hz / 60Hz	50Hz / 60Hz
Default Output Frequency Range	@50Hz:48Hz-51Hz/@60Hz:58Hz-61Hz	@50Hz:48Hz-51Hz/@60Hz:58Hz-61Hz
Power Factor	>	>
Total Harmonic Distortion	THD <5%	THD <5%
Maximum Units per Branch	@120VAC:2units /@230VAC: 4units	@120VAC:2units /@230VAC: 4units
Efficiency		
Nominal MPPT Efficiency	99.5%	99.5%
Peak Efficiency	95%	95%
Night Power Consumption	<1W	<1W
Other Features		
Communication	WIFI(Cloud monitoring)	WIFI(Cloud monitoring)
&HUWLILFDWH&(&(

PV OPTIMIZER series

HCPO1 PV Optimizer

Features&Benefits:

- ◆ 3% ~ 25% optimization, retrieve power generation loss;
- ◆ $\Delta < 10\text{ C}$ Anti-Hotspot, more safe and durable;
- ◆ Applies to all types of modules, Optimization +VoltageLimiting +Anti-Hotspot;
- ◆ Based on power optimization chip, eliminate panel or cell level mismatch;
- ◆ Solve the current mismatch issues caused by shading gradients, agingvariations, temperature gradients, soiling gradients, etc;
- ◆ Optimize power generation, lower LCOE, improve solar system reliability, extendthe service life of module;
- ◆ Certification: TUV



Standards/Approvals



Characteristic parameters

Product Model	HCPO1-600		
Input Parameter	Maximum Input Power	600W	
	Maximum Input Voltage	80V	
	MPPT Voltage Range	8~80V	
	Maximum input Current	15A	
	Over-current Protection	18A	
	Over-temperature Protection	160 C	
Output Parametrt	Maximum Output Current	17A	
	Maximum Output Voltage	80V	
	Total Maximum System Voltage	1500V	
Conversion Efficiency	Peak Conversion Efficiency	99.50%	
	Power Consumption @5A	0.9W	
	Power Consumption @8A	1.4W	
	Power Consumption @12A	2.9W	
	Power Consumption @15A	3.8W	
Specifications	Dimensions(L*W*H)	105*105*20mm	
	Weight	500g	
	Cable		4.0mm ²
		Input Wire	50cm*2Pcs
		Output Wire	70cm*2Pcs
	Connector	MC4 or compatible MC4	
	Operating Temperature Range	-40 C~+85 C	
	Protection Degree	IP68	
Design Standard	Designed Life	25 Years	
	Quality Commitment	10 Years	
Function	Standard Features	Optimization Anti-Hotspot	

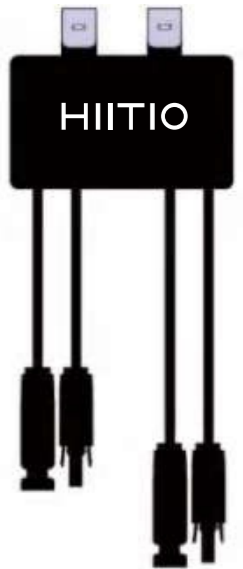
HIITIO

PV OPTIMIZER series

HS4-A-O Smart Solar Optimizer

Features&Benefits

- ◆ Rapid shutdown, recovery power generation loss 3%~25%
- ◆ With wireless 2.4GHz communication
- ◆ Real-time monitoring of monolithic photovoltaic panel power generation
- ◆ Voc limit function for longer string
- ◆ Maximum input power: 800Wp
- ◆ $\Delta < 10\text{ C}$ None-Hotspot, more safe and durable
- ◆ Certification: TUV



Standards/Approvals



Characteristic parameters

Product Name:	HS4-A-O
Maximum Input Power	800Wp
Operating Voltage Range	7-70V
MPPT Voltage Range	7-70V
Maximum input Current	20A
Over-current Protection	25A
Over-temperature Protection	150 C
Maximum Output Current	22A
Output Voltage Limit	42V
Maximum System Voltage	1500V
Serial connection of 72-cell module@1500V	36 modules
Serial connection of 72-cell module@1100V	26 modules
Serial connection of 72-cell module@1000V	24 modules
Peak Conversion Efficiency	99.5%

HIITIO

HS4-A-M Solar Communication Gateway

Features&Benefits

Mode	HS4-A-M
Communication mode	4G/WiFi wireless communication
Maximum number of nodes	500
eSIM/SIM card	Yes
Rated power	< 0.5W
Input voltage range	20~60V
Maximum input current	20A
Maximum communication distance	100m
Current detection accuracy	±0.1A
Voltage detection accuracy	±0.2V
Temperature detection accuracy	±2°C
Maximum system voltage	1500V
Level of protection	IP68



The Product is Combined with HS4-A-O to Work

App or Website

APP download and registration

Download the mobile APP "Solar Point"

from the mobile app store or the official website.

The download address is:

<https://www.spo.cn/#/support/download>

Mobile APP registration. Or register at <https://www.spo.cn/#/register>

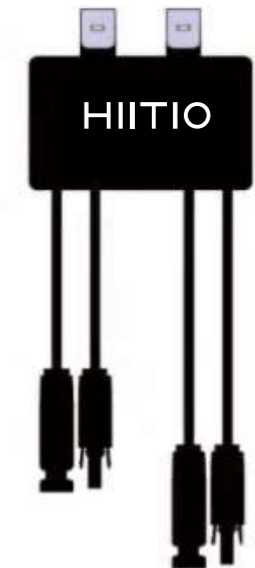


Wechat Mini Program

HS4-A Shutdown

Features&Benefits:

- ◆ Low MOSFET Rdson,
- ◆ PLC communication , no peripheral signal cable;
- ◆ MINI type shell design, easy installation;
- ◆ Compatible with short circuit,
- reverse irrigation design, high reliability;
- ◆ A low-cost, high-efficiency, 25-year life design.



Standards/Approvals

- ◆ NEC 2020 690.12
- ◆ SUNSPEC
- ◆ TUV
- ◆ CSA

Standards/Approvals



Characteristic parameters

Product Model	HS4-A-F	HS4-A-2F
Sunspec agreement	Yes	Yes
Rated power	800W	1600W
Length of Cable	Input Wire Output Wire	
RSS system voltage	1000V/1500V (Optional)	
Maximum input voltage	110V	
Maximum input current	20A	
Maximum input power	800W	1600W
Start-up voltage	9.5V	
Mode of communication	PLC	
Degree of protection	IP68	
Storage and operating temperature	-40 C ~ 85 C	
Connector	MC4 or compatible MC4	
Execution standards	UL 1741/NEC 2020 690.12	

RAPID SHUTDOWN series

HCPS1 PV Shutdown

Features&Benefits:

- ◆ Low internal resistance MOSFET switch, low temperature rise, no arc pulling and no sputtering;
- ◆ PLC communication technology, no peripheral signal cable;
- ◆ MINI type shell design, frame snap-on insertion, easy installation;
- ◆ Reverse polarity protection, compatible with short circuit, reverse irrigation design, high reliability;
- ◆ A low-cost, cost-effective, 25-year life design.



Standards/Approvals



Standards/Approvals

- ◆ NEC 2020 690.12
- ◆ SUNSPEC
- ◆ TUV
- ◆ CSA

Characteristic parameters

Product Model	HCPS1-01	HCPS1-02
Sunspec agreement	Yes	No
Rated DC Current	16A	
Length of Cable	Input Wire 100 cm * 2Pcs Output Wire 70 cm* 2Pcs	
RSS system voltage	1000V/1500V (Optional)	
Maximum input voltage	80V(Io=0)	
Maximum input current	20A	
Maximum input power	750W	
Start-up voltage	12V	
Rated current	16A	
Rated power	600W	
Mode of communication	PLC	
Degree of protection	IP68	
Storage and operating temperature	-40 C ~ 85 C	
Connector	MC4 or compatible MC4	
Execution standards	UL 1741/NEC 2017 690.12	

HCPT1 PV TRANSMITTER series

HCPT1 PV Transmitter

Product description

This product acts on the switching device at the component level and defaults to the off state. When receiving the transmitted signal of the incoming controller, the component string channel is opened and the inverter operates normally; When the transmitsignal is not received, the MOSFET is quickly turned off, and the component string channel is also closed, so that the system high voltage is reduced to less than 30V within 30S to ensure the safety of fire fighting and installation and maintenance personnel.



Standards/Approvals

The Product Is Combined With HCS4-A-F, or HCS4-A-2F ,or HCPS1 To Work

Transmitter	HCPT1-01	HCPT1-02
Working line	4 road	2 road
Sunspec agreement	Yes	No
Operating voltage range	100V-240V 50-60Hz	
Waterproof rating	IP67	
Dimensions (length, width and height)	169.5mm*146.5mm*35mm	
Weight	520g	
Operating temperature range	-40 C-+65 C	
PLC communication distance	300m	
Connector	MC4 or compatible MC4 compatible	

PV Combiner-Box series

PV Combiner-Box

Customized/certified according to customer requirements
 Short circuit protection, overload protection, lightning protection
 Support data monitoring: power generation, current, voltage, temperature, fault alarm



Combiner Boxes

Technical Parameter		+&639aa
PV surge protection combiner box (intelligent)		1 string~16 string
PV String Input		
VDC)Input Voltage (VDC)		0--1500
Input		1 string~16 string
A Max.input current of single string		20
Input fuse per string(optional)		15A/20A
Input anti-reverse protection of single string		Anti-reverse diode: 55A/1600VDC
Input cable sheath of single string		PG9:1*4mm ²
Remote Monitoring and Protection		
Total output		1 string, 2 string
Total circuit breaker output protection		YES
Surge protection device (SPD)		YES
Total overcurrent output protection		YES
Remote monitoring (optional)		YES
Monitoring data information collection (optional)		Input current of single string· Total output voltage· Internal temperature of the box· SPD status· Circuit breaker status· Error alarm· Power generation statistics·
Power supply mode for Collector (optional)		Self powered
Total output cable sheath		PG21:13-18mm ² /PG36: 22-32mm ² (Size is optional)
Ground cable sheath		PG21:13-18mm ²
General Data		
Reference dimension		Refer to installation dimension drawing
Reference weight		
Cooling method		Air cooling
Relative humidity		0~95%
Installation Environment		Indoor or out door
Installation method		Wall mounting
IP degree		IP65
Noise		≤ 30
Altitude		≤ 2000
Operating temperature		-20~+60

PV FUSES series

HCPVT1000-10R Series

Features&Benefits:

- ◆ The HCPVT1000 solar fuse is designed to integrate into an in-line assembly within a wire harness.no arc pulling and no sputtering;
- ◆ The fuse provides photovoltaic(PV)protection that meets UL 248-19 for photovoltaic applications.
- ◆ The Can be electrically insulated by eitherover molding or using heat-shrink.
- ◆ Same time Meets IEC 60269-6 electrical performance requirement.



Standards/Approvals

- ◆ REFER TO UL-248-19/IEC 60269-1/6
- ◆ REACH DECLARATION AVAILABLE UPON REQUEST
- ◆ ROHS COMPLIANT



Fuse Ratings

Part No.	Fuse Amps	Average @30KA/1000Vdc		Power Loss (W)		Approvals
		A ² s Melting	A ² s Clearing	80%	100%	
HCPVT1000-10A-10R	10	210	1175	1.1	1.5	○ Pending
HCPVT1000-12A-10R	12	252	1405	1.3	1.7	○ Pending
HCPVT1000-15A-10R	15	315	1757	1.6	2.3	○ Pending
HCPVT1000-16A-10R	16	326	1780	1.6	2.3	○ Pending
HCPVT1000-20A-10R	20	420	2340	2.1	2.9	○ Pending
HCPVT1000-25A-10R	25	525	2929	2.7	3.5	○ Pending
HCPVT1000-30A-10R	30	630	3515	3.2	4.2	○ Pending
HCPVT1000-32A-10R	32	890	3995	4	5.3	○ Pending
HCPVT1000-35A-10R	35	975	4545	4.6	6.2	○ Pending

Ferrule xxA-10R

- ◆ DC Cold Resistance are measured at <10% of rated current in ambient temperature of 25°C ;

DC CIRCUIT BREAKER series

+&%3



Features&Benefits:

- ◆ Overload and the short circuit protection function
- ◆ Non-polarity and Polarity both available
- ◆ Designed for PV, energy storage and other DC applications

Standards/Approvals



Characteristic Parameters

Pole	1P	2P	3P	4P
Rated Operational Voltage	250VDC	500 VDC	750 VDC	1000 VDC
Frame Current	63A			
Rated Current	6/10/16/20/25/32/40/50/63A			
Rated Insulation Voltage	500V		1000V	
Rated Impulse Withstand Voltage	6kV			
Tripping Characteristics	B/C			
TrippingType	Thermal Magnetic			
Rated Ultimate Short-Circuit Breaking Capacity	10kA			
Rated Service Short-Circuit Breaking Capacity	7.5kA			
Electrical Life	4000 Cycles			
Mechanical Life	20000 Cycles			
Overvoltage Category	III			
Pollution Degree	3			
Protection Degree	IP20			
Resistance to Humidity and Heat	Class 2			
Relative Humidity	≤ 95%			
Vibration	IEC 60068-2-6			
Shocks	IEC 60068-2-27			
Terminal Capacity	2.5~50mm ²			
Fastening Torque of Terminal	2.0~2.5N·m			
Ambient Temperature	-5°C~+40°C			
Storag Temperature	-25°C~+70 C			
Installation Method	DIN			
Altitude	≤ 2000m			
Dimension	Width (1 pole *Height*Depth: 18*87.5*76mm			
Weight	0.12kg/ Pole			

SURGE PROTECTION device

+&63'

Product Type

- Location of Use: String box, Inverter
- Mode of Protection: (DC+)- PE, (DC-)- PE, (DC+)- (DC-)
- HC DSP2 Surge Ratings: $I_n = 20 \text{ kA (8/20 } \mu\text{s)}$
 $I_{total} = 40 \text{ kA (8/20 } \mu\text{s)}$
- HC DSP3 Surge Rating: $I_{total} = 12.5 \text{ kA (10/350 } \mu\text{s)}$
 $I_{total} = 40 \text{ kA (8/20 } \mu\text{s)}$
- Protective Elements: High Energy MOV
- Housing: Pluggable Design
- Compliance: IEC 61643-31
EN 61643-31
UL 1449 4th Editio



Standards/Approvals



Technical Specifications

,(& (OHFWULFDO			
0RGHO			
6WUXFWXUH	8 7\SH	< 7\SH	< 7\SH
0D[LPXP FRQWLQXR XV RSHUDWLQJ YROWDJH 8FSY	9	9	9
1RPLQDO GLVFKDUJH FXUUHQW 39 ,Q	N\$	N\$	N\$
0D[LPXP GLVFKDUJH FXUUHQW ,PD[N\$	N\$	N\$
9ROWDJH SURWHFWLRQ OHYHO 8S	N9	N9	N9
5HVSQRVH WLPH 7	≤QV	≤QV	≤QV
'HJUHHV RI SURWHFWLRQ SURYLGHG E\ HQFORVXUH	,3	,3	,3
5HPRWH VLJQDOLQJ FRQWDFW RSWLRQDO	QRUPDOO\ RSHQ	QRUPDOO\ RSHQ	QRUPDOO\ RSHQ
	QRUPDOO\ FORVHG	QRUPDOO\ FORVHG	QRUPDOO\ FORVHG
/RFDO DODUP LQGLFDWLQJ	1RUPDO JUHHQ IDXOW UHG	1RUPDO JUHHQ IDXOW UHG	1RUPDO JUHHQ IDXOW UHG
,QVWDOODWLQJ PHWKRG	PP PRXQWLQJ UDLO	PP PRXQWLQJ UDLO	PP PRXQWLQJ UDLO
0HFKDQLFDO(QYLURQPHQWDO			
2SHUDWLQJ 7HPSHUDWXUH 5DQJH	0 7) WR) > & WR &@
3HUPLVLEOH 2SHUDWLQJ +XPLGLW	5+		
\$WPRVSKHULF SUHVXUH DQG DOWLWXGH		N3D	N3D P P
7HUPLQDO 6FUHZ 7RUTXH	pd 0	,EI	ā.Q > 1P@
&RQGFWRU &URVV 6HFWLRQ PD[\$:* 6ROLG 6WUDQQGHG \$:*)OH[LEOH	PP 6ROLG 6WUDQQGHG PP)OH[LEOH
0RXQWLQJ		PP ',1 5DLO (1	
'HJUHH RI 3URWHFWLRQ		,3	EXLOWLQ